



# HCP PUMP

We make the reliable pumps

## PROFESSIONAL MANUFACTURERS OF SUBMERSIBLE PUMPS

50Hz GENERAL CATALOGUE

ISO 9001 CE DNV GL TÜV



sewage pump, waste water pump, stainless pump, grinder pump, dewatering pump, construction drainage pump,  
large volume pump, axial pump, ejector, deep well pump.

### HCP PUMP MANUFACTURER.,CO.LTD.

# AN WASTE WATER/SUMP SUBMERSIBLE PUMPS

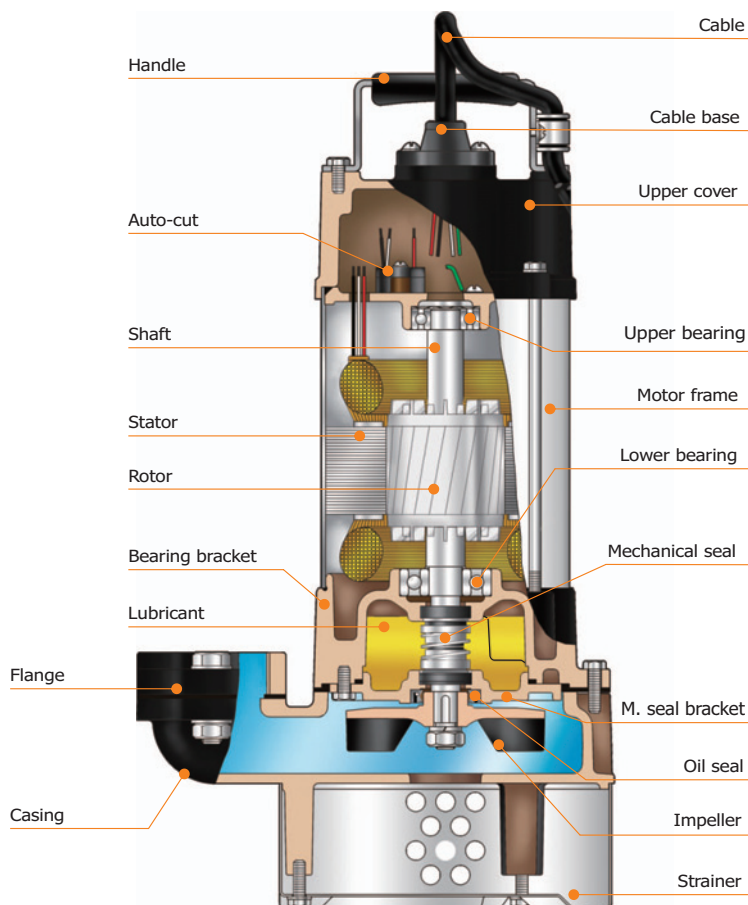


## FEATURE


- A precision manufactured motor is achieved by utilizing the highest standard of quality control. All rotors adopt heat treatment methods for drive shaft assembling, and stator winding impregnated with varnish that is heat dried in an industrial oven.
- HCP's professional assembly line, complimented with a synthesized production test, ensures the highest level of final pump quality.
- Standard accessories include : cable with an epoxy resin sealed water resistant cable base, Auto-cut thermal motor protector, dual mechanical seals and lip seal design.
- The A-05A is an extremely practical pump, with a low temperature, oil filled motor and single seal design (CA/CE).
- Optional 1 1/2"(40mm) Flange for AN-21/21.5

## APPLICATIONS

- Waste water
- Sump drainage.
- Flood control.
- Dewatering for fish pond or basement and cellars.




A-05A




A-05L • A-21 • A-31

Note: The vortex impeller can cause higher amperage when operated in incorrect direction. (A-05A~A31)



A-23 • A-33



A-43





A-05A/B

A-05L/21

A-31

AN-21/21.5

AN-22/23

AN-32/33

AN-43

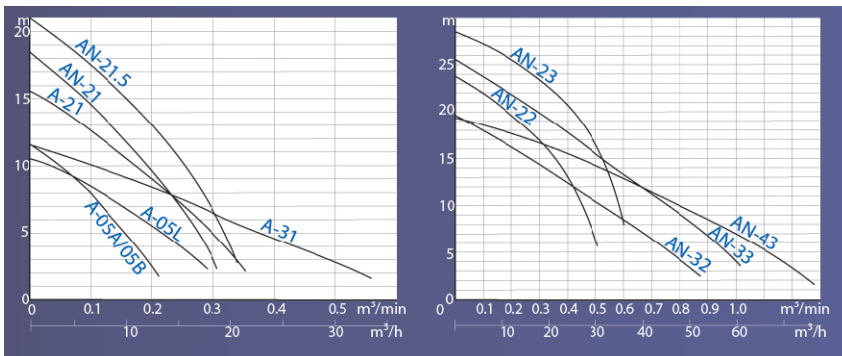
## ■ PRODUCT NOMENCLATURE

A / AN	—	05	A
Type		HP	Style
A	—	2	1
Type		Discharge inch	HP

## ■ SPECIFICATIONS

Discharge (mm)		<b>40 • 50 • 80 • 100</b>	
Limits Of Use	Liquid Temp.	0~40°C (32~104°F)	
	Applications	Wastewater Sewage and Drainage water	
	Submersion Depth	30m (100feet)	
Type	Frequency	50Hz	
	Motor	2P (3000RPM) • Dry Motor (A-05A: Oil motor)	
	Insulation	Class B	
	Protection	IP68	
	Protector	Auto-cut (A-05A 3Ø none, A-05A/B/L 1Ø Overheat)	
	Bearing	Ball Type	
	M.seal	Double M.seals (A-05A: Single M.seal)	
	Impeller	Semi-open (A-43: Enclosed-Channel)	
	Material	Upper Cover	FC-200
		Motor Frame	SUS304
Shaft End		SUS410 (0.5~1.5HP) • SUS403(2~3HP)	
M.seal		Upper: Carbon/Ceramic Lower: Silicon/Silicon (A-05A: carbon/ceramic)	
Casing		FC-200	
Impeller		FC-200 (A-05A/B: PA)	
Cable		VCT or H07RN-F or SJOW/SOW	
Optional	Pumps can be customized to fit specifications		

## ■ PERFORMANCE CURVES



## ■ PERFORMANCE SPEC.

Model	Output HP(kW)	Discharge Inch(mm)	Phase Ø	Start Method	Head (m)	Capacity		Solid Passage (mm)	Weight (Kg)		Dimension (mm)				
						m³/min	m³/h		1Ø	3Ø	A	B	C	D	
A-05A	1/2(0.4)	2" (50)	1 3	Capacitor Direct	8	0.1	6	7.5	12	11	226	-	161	349	349
A-05B	1/2(0.4)	2" (50)	1 3	Capacitor Direct	8	0.1	6	7.5	13	12	226	-	161	372	372
A-05L	1/2(0.4)	2" (50)	1 3	Capacitor Direct	7	0.15	9	8	16	14	245	-	173	430	430
A-21	1 (0.75)	2" (50)	1 3	Capacitor Direct	10	0.18	10.8	10	17	15	245	-	173	430	430
A-31	1 (0.75)	3" (80)	1 3	Capacitor Direct	6.5	0.3	18	10	18	17	278	-	173	457	457
* AN-21	1 (0.75)	2" (50) *1 1/2" (40)	1 3	Capacitor Direct	13.5	0.12	7.2	7	18	17	262	-	187	408	408
* AN-21.5	1 1/2(1.1)	2" (50) *1 1/2" (40)	1 3	Capacitor Direct	15	0.16	9.6	7	20	18	262	-	187	428	408
* AN-22	2 (1.5)	2" (50)	1 3	Capacitor Direct	18.5	0.25	15	10.5	31	27	282	-	207	580	499
* AN-23	3 (2.2)	2" (50)	1 3	Capacitor Direct	23.5	0.3	18	10.5	35	30	282	-	207	592	499
* AN-32	2 (1.5)	3" (80)	1 3	Capacitor Direct	10.5	0.5	30	10.5	33	29	391	249	214	591	510
* AN-33	3 (2.2)	3" (80)	1 3	Capacitor Direct	15.5	0.5	30	10.5	37	32	391	249	214	603	510
* AN-43	3 (2.2)	4" (100)	1 3	Capacitor Direct	11.5	0.7	42	20	37	32	389	248	207	601	520

\* New Type

